


Try to be good. Do your best.

Circle the things that are good to do.




Love



Hit



Share



Learn



Lie



Care




Help



Pray

Children's Worship Bulletin™




Ages 3-6

Matthew 10:24-39

Jesus Teaches the Twelve

Jesus taught His disciples.

Finish the picture.




He told them, "Do not be afraid."

Circle the hidden objects:



There is nothing hidden
that will not be found out.

Shade in the spaces that have 2 • s.





Jesus said, "Take up your cross."
Find out what else He said.

Follow the spiral. Start with the 1st letter and, on the lines, write every other letter in the order you find them.



Children's Worship Bulletin™

Ages 7-12

June 22, 2008 • Matthew 10:24-39

Jesus Teaches the Twelve



Jesus was meeting with His disciples.
What did He say to them?



Use this code to find out.

S R 1 N K	E M 2 I U	B H 3 O A	T D 4 V C
-----------------	-----------------	-----------------	-----------------

“

3 1 4 2 4 2 1 4

2 1 1 3 4 3 3 3 4 2

3 2 1 4 2 3 4 3 2 1

1 3 1 3 1 2 1 4 3 1 4

3 3 3 4 2 3 2 1

2 3 1 4 2 1

”

Then Jesus said, "Are not 2 sparrows sold for a penny? Yet not 1 of them will fall to the ground apart from the will of your Father." Jesus also said ...

Connect the dots, unscramble the words and write them in order on the lines below.

“ _____ ;

 _____ ”

Find out what else Jesus said.

Use this code to find Jesus' words.



“ _____ NW _____ SSE _____
 _____ ESE _____ SW _____ ENE _____
 _____ S _____ NNW _____ N _____ WNW _____
 _____ SE _____ NE _____
 _____ W _____ NNE _____ E _____
 _____ WSW _____ SSW _____ ”